




#1960-WD	CLEARFIL™ LINER BOND F Kit
#1961-WD	CLEARFIL™ LINER BOND F HALF KIT
#1962-WD	CLEARFIL™ LINER BOND F MINI KIT
#1963-WD	CLEARFIL™ LINER BOND F BOND
#1964-WD	CLEARFIL™ LINER BOND F PRIMER

Contents	KIT	HALF KIT	Mini Kit	BOND Refill	PRIMER Refill
Products No.	#1960-WD	#1961-WD	#1962-WD	#1963-WD	#1964-WD
BOND	5.0 ml	2.5 ml	1.25ml	5.0 ml	-
PRIMER	6.0 ml	3.0 ml	1.5ml	-	6.0 ml
Brush Tip Handle	1 pc	-	-	-	-
Disposable Brush Tips	50pcsx2	-	-	-	-
Mixing Dish	1 pc	-	-	-	-
Light Blocking Plate	1 pc	-	-	-	-
Outer Case	1 pc	-	-	-	-



Brand-New SE for you

# CLEARFIL™ LINER BOND F

## 2 Step Self-Etching Adhesive



- Read the Instruction for Use supplied with the products before use.
- The measurement data contained in this brochure are obtained by the results of tests performed by Kuraray Noritake Dental Inc.
- The colors of the product shown in this brochure may vary from the actual colors.
- The specifications and appearance of the product are subject to change without notice.

# CLEARFIL™ LINER BOND F

## 2 Step Self-Etching Adhesive



Brand-New SE for you

### The Brand New SE CLEARFIL™ LINER BOND F

The fluoride releasing property is given in addition to the basic characteristic with the clinical evidence over the ten years of CLEARFIL™ SE BOND.



#### PRIMER

Function as  
Decalcification  
and Penetration

Acidity,  
Hydrophilic,  
\* Solvent : Water

#### BOND

Function as  
Polymerization

Cross-linkage, Hydrophobic,  
Fluoride releasing property

High bond strength

Mild etching

Low technique sensitivity

Least post-operative sensitivities

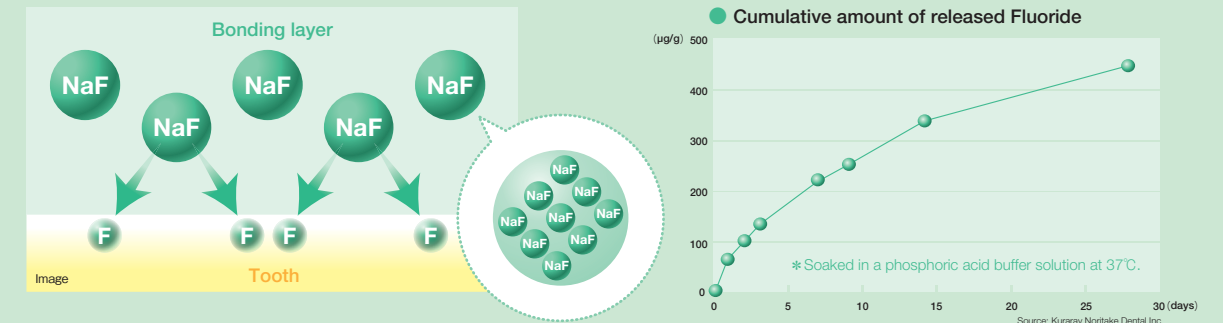
Fluoride releasing property



Kuraray Noritake Dental's renowned  
2 step self-etching adhesive  
**CLEARFIL™ SE BOND**

### Fluoride releasing property

'CLEARFIL™ LINER BOND F' contains a specially treated sodium fluoride (NaF); the NaF in 'CLEARFIL™ LINER BOND F' is coated with a unique polymer capsule that allows releasing of the NaF while the bonding layer physical properties including strength are maintained.



### Easy & precise application

**Prime**

- Apply PRIMER and leave for 20 seconds.
- Do not rinse.
- Dry with mild air flow.

**Bond**

- Apply BOND and distribute evenly with mild air flow.
- Light-cure for 10 seconds.

**Restore**

- Apply and light-cure composite.

### Indications

- Direct filling restorations using light-curing composite or compomer
- Cavity sealing as a pretreatment for indirect restorations
- Treatment of hypersensitive and/or exposed root surfaces
- Intraoral repairs of fractured facing crowns made of porcelain, hybrid ceramics or composite resin using light-curing composite
- Surface treatment of prosthetic appliances made of porcelain, hybrid ceramics or cured composite resin

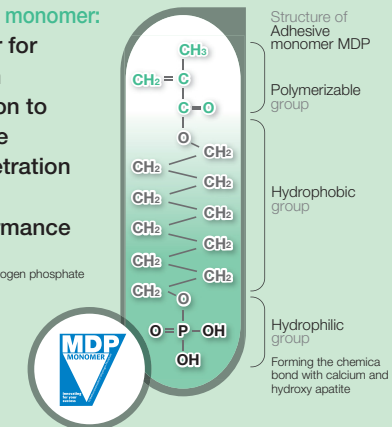
### MDP\*

contains the unique adhesive monomer MDP

Unique phosphate monomer:

- Acid monomer for decalcification
- Speedy reaction to Hydroxyapatite
- Excellent penetration into dentin
- Durable performance

\* 10-Methacryloyloxydecyl dihydrogen phosphate



### Tensile Bond Strength

